



J THOMAS & COMPANY PRIVATE LIMITED
KOLKATA MARKET SYNOPSIS - SALE 35 (2025 - 26)

CTC	
Market Report	
· Good demand	
· Liquoring Assams tended easier.	
· Mediums followed similar trend.	
Buying Analysis	
· Western India: Supported the better teas on offer	
· Hindustan Unilever: Operated Teloijan: Selective	
· Exporters: Fair enquiry Other Internal/Local: Operated	
Orthodox	
Market Report	
· Good demand	
· Few tippy teas on offer sold readily. Well made Whole Leaf and Brokens irregular around last.	
· Remainder Whole Leaf and Brokens tended irregularly lower. Fannings and Cleaner Secondaries around last levels.	
Buying Analysis	
· Middle East : Active	
· CIS: Operated	
· TCPL: Very Selective	

DUST	
Market Report	
· Good demand	
· All sorts easier following quality	
Buying Analysis	
· Hindustan Unilever: Active	
· Teloijan: Operated	
· Western India: Good Support	
Darjeeling	
Market Report	
· Good demand	
· Whole leaf grades sold in line with quality. Brokens and fannings sold between Rs 200-300 based on quality with some outlots witnessed.	
· Exporters: Selective Hindustan Unilever: Absent TCPL: Mainstay Local/Internal- Operated	

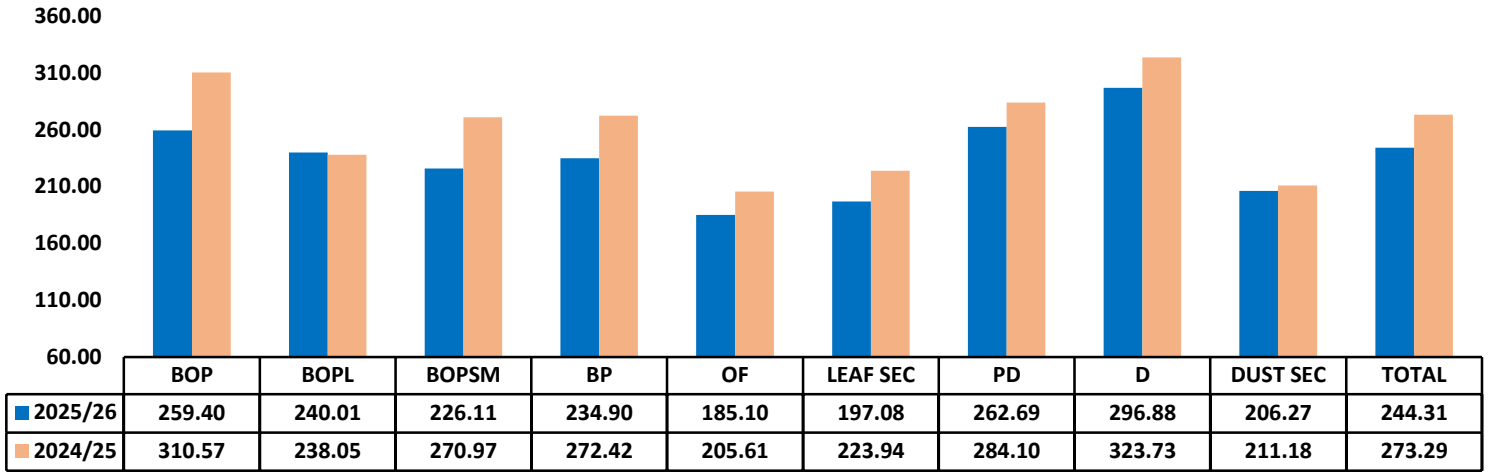
AUCTION AVERAGES

	2025/26			2024/25			UP TO SALE 35		
	SALE 35	SALE 34	+/-	SALE 35	SALE 34	+/-	2025/26	2024/25	2023/24
CTC LEAF	218.49	223.86	-5.37	283.94	273.66	10.28	234.18	269.04	219.61
DUST	223.95	227.85	-3.90	295.74	292.36	3.37	261.38	279.81	221.03
TOTAL	220.75	225.51	-4.77	288.89	281.30	7.60	244.31	273.29	220.06
ORTHODOX	287.87	301.33	-13.46	334.41	327.25	7.16	306.32	307.36	224.32
DARJEELING	412.58	454.51	-41.93	463.30	527.27	-63.97	535.86	486.28	433.23
ALL TEAS	242.00	251.98	-9.98	302.92	294.94	7.98	268.29	285.66	223.68

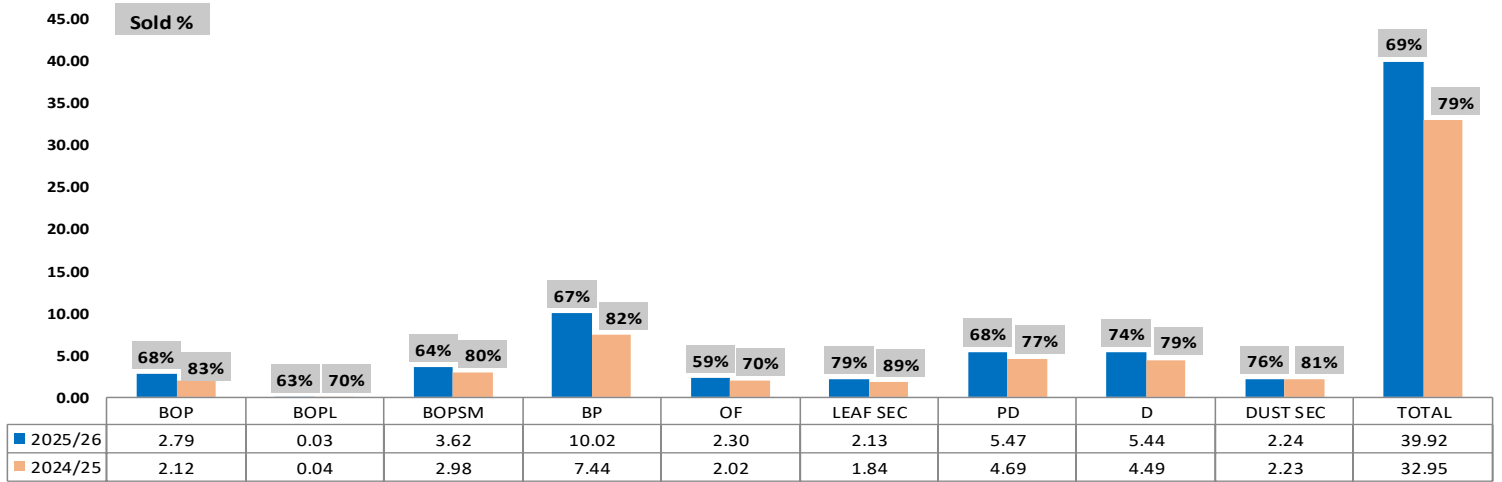
KOLKATA AUCTION AVERAGES

SALE		31	32	33	34	35	36
CTC LEAF	2025/26	239.16	230.74	231.15	223.86	218.49	
	2024/25	277.15	272.05	275.02	273.66	283.94	280.34
DUST	2025/26	260.12	251.63	245.92	227.85	223.95	
	2024/25	278.01	280.68	292.48	292.36	295.74	294.51
TOTAL	2025/26	247.42	238.21	237.40	225.51	220.75	
	2024/25	277.48	275.66	282.21	281.30	288.89	286.32
ORTHODOX	2025/26	316.16	321.42	303.05	301.33	287.87	
	2024/25	299.91	314.21	322.38	327.25	334.41	331.50
DARJEELING	2025/26	549.57	529.38	511.64	454.51	412.58	
	2024/25	538.94	475.13	487.79	527.27	463.30	482.04

Kolkata Gradewise Averages CTC Leaf / Dust Upto Sale 35



Kolkata Gradewise Sold Quantity (M. Kgs) CTC Leaf / Dust Upto Sale 35



KOLKATA GRADEWISE ORTHODOX AVARAGES UPTO SALE 35

GRADE	2025 - 25		2024 - 25		GRADE	2025 - 25		2024 - 25	
	QTY.	AVG	QTY.	AVG		QTY.	AVG	QTY.	AVG
TGFOP1	991122.6	422.24	680492.3	431.42	GFBOP	1385030.2	321.74	1055587.0	322.25
TGFOP	1948355.3	384.28	1269231.5	388.08	GBOP	1893653.4	297.53	1269346.2	308.23
GFOP	1198831.5	346.19	762488.3	359.48	BPS	900548.6	361.01	648947.9	327.05
FOP	1355612.3	274.26	858187.9	280.27	GBOP1/FBOP1	1916192.9	210.08	1270937.1	195.24
FBOP	2766810.6	340.28	1704214.4	329.51	BOPF/GOF/FOF	1429113.9	181.59	951850.4	194.55

OFFER / SOLD QUANTITY & AVERAGE PRICE CTC / DUST												
	THIS SALE				LAST SALE				TO DATE			
	OFFERED	SOLD	AVG.	OUT %	OFFERED	SOLD	AVG.	OUT %	OFFERED	SOLD	AVG.	OUT %
BROKENS	19,80,157	12,59,518	226.64	36%	19,44,266	10,79,173	227.37	44%	2,58,10,618	1,71,06,729	237.32	34%
FANNINGS	7,48,694	4,04,979	213.92	46%	7,76,815	4,58,002	228.73	41%	91,28,328	58,20,696	238.55	36%
LEAF SEC.	2,93,495	2,01,580	176.68	31%	2,43,464	1,85,859	191.46	24%	27,00,493	21,32,486	197.08	21%
LEAF TOTAL	30,22,346.0	18,66,076.7	218.49	38%	29,64,544.9	17,23,034.3	223.86	42%	3,76,39,438.6	2,50,59,910.5	234.18	33%
DUST	15,24,484	10,52,850	235.88	31%	16,61,584	10,02,218	236.74	40%	1,74,65,042	1,26,25,340	271.15	28%
DUST SEC.	3,66,827	2,65,846	176.68	28%	3,21,505	2,20,444	187.44	31%	29,36,840	22,39,121	206.27	24%
DUST TOTAL	18,91,311.1	13,18,695.1	223.95	30%	19,83,088.7	12,22,661.5	227.85	38%	2,04,01,882.9	1,48,64,460.6	261.38	27%
TOTAL	49,13,657.1	31,84,771.8	220.75	35%	49,47,633.6	29,45,695.8	225.51	40%	5,80,41,321.6	3,99,24,371.1	244.31	31%

OFFER / SOLD QUANTITY & AVERAGE PRICE ORTHODOX												
WHOLE LEAF	6,38,423	5,48,719	305.73	14%	7,23,149	6,23,429	329.81	14%	1,05,93,876	91,16,772	338.00	14%
BROKENS	5,83,766	5,05,274	315.27	13%	5,90,703	5,25,371	321.90	11%	96,00,257	80,99,789	328.21	16%
FANNINGS	1,11,984	95,817	175.89	14%	1,25,286	1,09,913	180.84	12%	18,10,694	15,49,697	180.21	14%
SECONDARY	1,93,382	1,80,668	216.37	7%	1,73,138	1,67,777	210.00	3%	29,08,257	27,62,175	208.34	5%
ORTH. TOTAL	15,27,555.2	13,30,477.9	287.87	13%	16,12,276.9	14,26,489.6	301.33	12%	2,49,13,084.2	2,15,28,433.2	306.32	14%

OFFER / SOLD QUANTITY & AVERAGE PRICE DARJEELING												
WHOLE LEAF	38,646	21,472	551.61	44%	39,204	24,878	571.39	37%	4,74,374	3,01,715	708.82	36%
BROKENS	14,270	11,325	270.69	21%	10,811	7,142	270.46	34%	1,66,413	1,13,174	325.25	32%
FANNINGS	7,517	6,194	190.06	18%	6,995	5,399	159.42	23%	1,86,967	1,04,615	264.85	44%
DARJ. TOTAL	60,433.1	38,990.9	412.58	35%	57,009.8	37,419.3	454.51	34%	8,27,754.2	5,19,503.3	535.86	37%

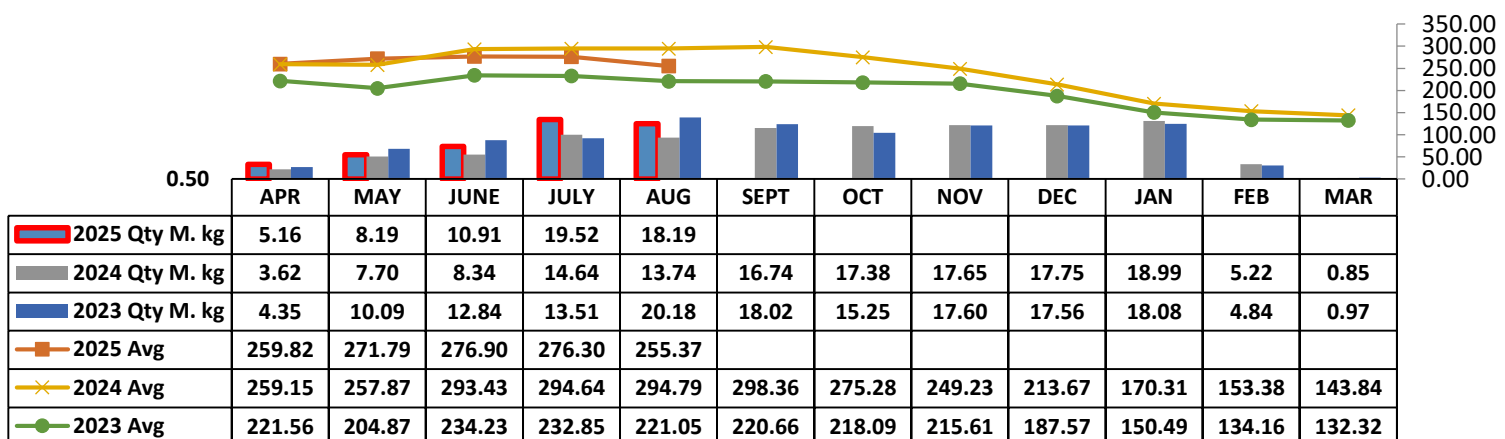
OFFER / SOLD QUANTITY & AVERAGE PRICE												
CTC	THIS SALE				LAST SALE				TO DATE			
	OFFERED	SOLD	AVG.	OUT %	OFFERED	SOLD	AVG.	OUT %	OFFERED	SOLD	AVG.	OUT %
2025-26	3022346.0	1866076.7	218.49	38%	2964544.9	1723034.3	223.86	42%	37639438.6	25059910.5	234.18	33%
2024-25	1887699.7	1557866.7	283.94	17%	1812524.4	1498729.4	273.66	17%	24906640.3	19949517.2	269.04	20%
DUST	OFFERED	SOLD	AVG.	OUT %	OFFERED	SOLD	AVG.	OUT %	OFFERED	SOLD	AVG.	OUT %
2025-26	1891311.1	1318695.1	223.95	30%	1983088.7	1222661.5	227.85	38%	20401882.9	14864460.6	261.38	27%
2024-25	1368451.2	1128159.8	295.74	18%	1232386.3	1033756.6	292.36	16%	16593709.1	13003868.4	279.81	22%
ORTHODOX	OFFERED	SOLD	AVG.	OUT %	OFFERED	SOLD	AVG.	OUT %	OFFERED	SOLD	AVG.	OUT %
2025-26	1527555.2	1330477.9	287.87	13%	1612276.9	1426489.6	301.33	12%	24913084.2	21528433.2	306.32	14%
2024-25	1064946.8	994828.1	334.41	7%	809524.0	757123.5	327.25	6%	15638318.8	14129484.9	307.36	10%
DARJEELING	OFFERED	SOLD	AVG.	OUT %	OFFERED	SOLD	AVG.	OUT %	OFFERED	SOLD	AVG.	OUT %
2025-26	60433.1	38990.9	412.58	35%	57009.8	37419.3	454.51	34%	827754.2	519503.3	535.86	37%
2024-25	61422.7	39475.8	463.30	36%	55479.3	43446.2	527.27	22%	947729.4	503470.6	486.28	47%
TOTAL	OFFERED	SOLD	AVG.	OUT %	OFFERED	SOLD	AVG.	OUT %	OFFERED	SOLD	AVG.	OUT %
2025-26	6501645.4	4554240.6	242.00	30%	6616920.3	4409604.7	251.98	33%	83782160.0	61972307.6	268.29	26%
2024-25	4382520.4	3720330.4	302.92	15%	3909913.9	3333055.6	294.94	15%	58086397.5	47586341.1	285.66	18%

PRICE RANGE	CTC LEAF					DUST				
% OF TEAS SOLD	2025/26		UP TO SALE 35			2025/26		UP TO SALE 35		
	SALE 35	SALE 34	2025/26	2024/25	2023/24	SALE 35	SALE 34	2025/26	2024/25	2023/24
BELOW 160	20.41	29.14	24.63	16.21	26.82	15.34	17.76	12.57	11.94	22.76
BETWEEN 160.00-179.99	10.17	6.68	5.82	6.00	7.28	8.07	6.42	4.22	4.90	7.80
BETWEEN 180.00-199.99	6.20	10.14	5.52	5.54	7.47	4.74	4.84	4.77	5.27	6.77
BETWEEN 200.00-219.99	8.35	7.80	6.33	6.94	8.66	8.63	9.01	6.54	6.77	9.46
BETWEEN 220.00-139.99	12.25	10.64	6.61	7.34	9.34	11.76	6.53	5.74	5.54	9.26
BETWEEN 240.00-259.99	15.05	13.04	9.42	7.86	9.31	18.88	21.58	9.50	6.92	11.64
BETWEEN 260.00-279.99	12.92	8.15	9.41	6.46	8.13	14.50	15.75	10.14	6.83	10.29
ABOVE 280	14.65	14.39	32.26	43.64	22.99	18.07	18.11	46.50	51.83	22.02

PRICE RANGE	ORTHODOX					PRICE RANGE	DARJEELING		
% OF TEAS SOLD	2025/26		UP TO SALE 35			% OF TEAS SOLD	2025/26		UP TO SALE 35
	SALE 35	SALE 34	2025/26	2024/25	2023/24		SALE 35	SALE 34	2025/26
BELOW 200	8.76	8.36	10.71	14.39	32.85	BELOW 300.00	32.67	28.59	23.17
BETWEEN 200.00-219.99	8.65	7.70	7.59	3.35	12.30	BETWEEN 301.00-400.99	11.27	3.48	10.30
BETWEEN 220.00-239.99	18.57	12.37	8.52	4.39	16.98	BETWEEN 401.00-500.99	13.47	9.91	8.04
BETWEEN 240.00-259.99	8.84	8.48	6.76	6.03	14.55	BETWEEN 501.00-600.99	34.18	42.41	25.45
BETWEEN 260.00-279.99	5.00	5.68	6.32	6.77	7.66	BETWEEN 601.00-700.99	5.16	8.84	12.03
ABOVE 280	50.18	57.41	60.10	65.07	15.65	ABOVE 701.00	3.26	6.77	21.00

FUTURE FRESH OFFERING (IN PACKAGES)															
SALE NO	THIS YEAR-2025 - 26					LAST YEAR-2024 - 25					DIFFERENCE				
	CTC LEAF	ORTH.	DARI.	DUST	TOTAL	CTC LEAF	ORTH.	DARI.	DUST	TOTAL	CTC LEAF	ORTH.	DARI.	DUST	TOTAL
36	78144	73354	2366	43197	197061	58486	46744	3945	34941	144116	19658	26610	-1579	8256	52945
37	67475	62114	1960	35026	166575	55290	42917	3190	29397	130794	12185	19197	-1230	5629	35781
38	76218	69110	3127	41056	189511	79581	55652	3562	37239	176034	-3363	13458	-435	3817	13477
TOTAL	221837	204578	7453	119279	553147	193357	145313	10697	101577	450944	28480	59265	-3244	17702	102203

Kolkata Monthly Price Movement All Teas



CTTA BUYING (ALL TEAS) FOR THE SALE 35

CTTA BUYING (ALL TEAS) FOR THE SALE 35											
	CTC LEAF			DUST				TOTAL			
	SALE 35										
OFFER	30,22,346.0		Kgs	OFFER	18,91,311.1		Kgs	OFFER	49,13,657.1		Kgs
SOLD	18,66,076.7		Kgs	SOLD	13,18,695.1		Kgs	SOLD	31,84,771.8		Kgs
SOLD %	62%			SOLD %	70%			SOLD %	65%		
ZONES	KGS.	AVG.	%		Kgs	AVG	%		Kgs	AVG	%
W.India	6,54,572.6	234.04	35%	HUL	4,75,334.7	233.33	36%	W.India	9,09,830.5	231.92	29%
HUL	3,07,463.6	235.60	16%	W.India	2,55,257.9	226.46	19%	HUL	7,82,798.3	234.22	25%
Local	2,96,719.0	197.31	16%	TCPL	2,07,959.5	228.75	16%	Local	3,74,121.1	193.70	12%
Exports	1,33,584.0	238.42	7%	Others	1,40,301.2	244.29	11%	TCPL	3,27,317.0	197.52	10%
TCPL	1,19,357.5	143.10	6%	Local	77,402.1	179.86	6%	Others	2,42,595.3	221.84	8%
Others	1,02,294.1	191.04	5%	Exports	73,289.0	190.15	6%	Exports	2,06,873.0	221.32	6%
N.India	97,616.9	176.79	5%	N.India	56,216.9	172.81	4%	N.India	1,53,833.8	175.34	5%
WI.Pack	83,494.9	256.10	4%	S.India	12,648.4	237.10	1%	WI.Pack	94,197.3	244.17	3%
S.India	42,057.1	255.20	2%	WI.Pack	10,702.4	151.03	1%	S.India	54,705.5	251.02	2%
NI.Pack	16,781.9	194.12	1%	Packeteers	6,423.0	255.06	0%	NI.Pack	19,941.9	210.21	1%
Packeteers	12,135.1	199.87	1%	NI.Pack	3,160.0	295.66	0%	Packeteers	18,558.1	218.98	1%
Grand Total	18,66,076.7	218.49	100%	TOTAL	13,18,695.1	223.95	100%	TOTAL	31,84,771.8	220.75	100%

	ORTHODOX			DARJEELING			
	SALE 35						
OFFER	15,27,555.2		Kgs	OFFER	60,433.1		Kgs
SOLD	13,30,477.9		Kgs	SOLD	38,990.9		Kgs
SOLD %	87%			SOLD %	65%		
ZONE	Kgs	AVG	%		Kgs	AVG	%
Middle East	3,68,001.8	278.34	28%	TCPL	15,479.6	532.50	40%
Others	3,35,426.1	283.63	25%	Exports	10,162.9	277.78	26%
Local	2,13,036.5	270.33	16%	Local	5,172.5	358.38	13%
Exports	1,28,093.1	348.43	10%	Others	3,346.4	319.76	9%
Other Exports	84,157.6	306.16	6%	Other Exports	1,841.6	586.00	5%
N.India	65,789.3	296.53	5%	W.India	1,569.1	253.28	4%
Domestic	47,788.9	242.18	4%	Domestic	1,418.8	437.36	4%
W.India	46,961.5	310.43	4%				
TCPL	19,640.2	296.99	1%				
HUL	17,814.1	258.93	1%				
CIS	3,590.8	367.38	0%				
S.India	178.0	126.00	0%				
TOTAL	13,30,477.9	287.87	100%	TOTAL	38,990.9	412.58	100%

ASSAM CTC BATTING ORDER (GTAC+CTTA) Sale 14 to 35

MARK	2025-26		2024-25	
	KGS	AVG	KGS	AVG
HOOKHMOL	169566	517.75	120458	525.83
GATOONGA	131958	466.57	237699	533.17
HALMARI	352948	436.79	298372	448.31
HATIMARA	185796	434.90	137076	473.44
MOKRUNG	67028	426.81	151760	500.19
DECKIAJULI	192890	417.13	191694	394.00
SALKATHONI	169663	405.31	173715	453.84
BANAMALIE	71954	398.05	88026	406.42
DOOMUR DULLUNG	163590	391.56	300803	411.65
DOOLAHAT	241879	378.37	267354	357.76
BORJAN	190631	368.50	145549	378.37
KAMARBUND	101301	367.88	100894	392.04
KHARIKATIA	219726	367.50	224550	393.86
HIRAJULI	68921	367.36	96044	382.18
HAJUA	163553	363.76	270610	401.55
GELAKEY	134284	360.44	103492	390.32
LOHPOHIA	53028	357.85	69429	367.78
DUFLATING	166993	356.73	192187	395.87
KOONTAI 'B'	607397	356.17	766007	383.82
DOOMNI	380308	354.44	419764	377.54
GHILLIDARY	76886	349.00	107109	393.63
SILONIBARI	148391	347.78	175271	334.12
HAROOCHARAI	162388	345.86	164423	354.27
NAHORHABI	56033	343.69	0	0.00
BORBAM	159891	343.63	220801	365.75

** Above 50000Kgs.*

DOOARS CTC BATTING ORDER (STAC+CTTA) Sale 14 to 35

MARK	2025-26		2024-25	
	KGS	AVG	KGS	AVG
KARTICK	230875	349.19	125895	365.62
BINAGURI	531523	332.84	469670	310.40
NEPUCHAPUR	197886	320.89	226499	307.19
ARYAMAN	64838	319.32	0	0.00
GHATIA ROYAL	140539	317.65	69522	310.39
RYDAK	318767	317.22	292795	327.32
JITI	390337	315.80	496890	305.27
HOPE	197292	310.64	241290	308.50
BHATKAWA	123117	307.82	122035	314.19
GULMA	413040	306.75	207383	325.40
BARADIGHI	267286	305.65	253599	319.26
KARALAVALLEYROYAL	153022	305.10	144782	291.74
LAKHIPARA	131401	305.00	12054	261.84
CHULSA	62312	304.00	172538	333.55
PAHARGOOMIAH	330055	301.39	277003	298.05
MORAGHAT	327733	300.83	404406	303.52
MAINAKROYAALE	57930	299.96	42625	290.15
KUMARGRAM	216958	297.86	345512	302.07
DALGAON	339151	292.15	338328	314.49
GOPALPUR	195375	291.07	195377	273.92
SANKOS	333080	288.76	505595	295.82
ZURRANTEE	189000	287.88	143707	285.35
LEESH RIVER	470846	287.39	301788	295.72
MEENGLAS	429497	285.98	362172	290.50
GANDRAPARA	375127	285.24	395419	302.89

** Above 50000Kgs.*

ASSAM ORTHODOX BATTING ORDER (GTAC+CTTA) Sale 14 to 35

MARK	2025-26		2024-25	
	KGS	AVG	KGS	AVG
DEJOO	175564	411.70	157148	379.41
HARMUTTY	220321	406.07	152343	395.19
OAKLANDS	64181	383.34	15112	406.78
MOKALBARI EAST	188115	369.77	195043	370.33
BORPATRA	292392	366.58	140565	372.64
SESSA 'B'	278125	358.01	142696	332.90
DIKOM	262245	355.87	234278	331.95
NONAIPARA	187041	347.83	74363	348.92
HATTIALLI	329166	347.33	180836	339.99
MADHUTING	517865	347.20	174728	343.80
DHELAKHAT	282506	346.98	250637	348.64
SINGLIJAN	143308	346.87	169981	330.23
LANGHARJAN	249269	343.69	338	375.02
MOHUNBAREE	80282	340.99	73151	324.50
METHONI	213484	340.64	200915	353.92
PENGAREE	315165	340.08	267754	351.96
KOOMSONG	545486	339.56	403980	303.84
RAIDANG 'D'	441510	339.18	538655	295.44
SEAJULI	144096	338.00	158871	318.98
PHILLOBARI	324497	335.19	279993	281.70
MUTTUCK	221256	333.19	230953	332.41
JOONKTOLLEE	208701	329.55	36623	328.64
DAISAJAN	291989	328.01	160057	295.83
GINGIA	156496	324.36	237427	311.73
BORDUBI	624394	323.20	621301	278.43

** Above 50000Kgs.*

DARJEELING BATTING ORDER Sale 14 to 35

MARK	2025-26		2024-25	
	KGS	AVG	KGS	AVG
CASTLETON	29613	759.18	26990	780.38
BALASUN	11870	746.24	8267	713.31
TEESTA VALLEY	30772	721.63	29167	661.51
SUNGMA	12345	713.61	15026	747.30
GIELLE	25155	695.51	19736	686.31
THURBO	43506	627.15	34611	604.95
PUTTABONG	16753	626.25	21900	663.27
MARGARET'S HOPE	43858	621.00	27654	614.61
NAMRING(UPPER)	19819	585.33	18211	514.67
BADAMTAM (ORGANIC)	14309	568.94	13054	554.34
BARNESBEG (ORGANIC)	8340	532.92	6090	661.73
GOPALDHARA	17985	503.70	13998	464.26
SINGBULLI (ORGANIC)	8594	488.78	6077	480.50
NAMRING	8017	487.32	5564	319.62
GLENBURN	44061	473.14	23732	489.84
MIM	24545	467.74	17250	384.94
ROHINI	22398	459.96	15731	399.95
SELIMBONG	3109	456.93	2020	445.95
ORANGE VALLEY	3678	447.31	781	428.38
HILLTON	31889	419.84	21112	316.65
GYA/MILLIKTHONG	5153	395.14	2963	566.46
UPPER FAGU	44892	353.72	34211	340.49
NORTH TUKVAR	8187	264.44	9851	257.96
NURBONG	4090	247.07	2493	345.78
MISSION HILL	4450	213.36	29826	224.63

* Above 3000 Kgs.

Follow us on:

